

Cnap & Win!
iPad Pro
 Check out our contest!
suzuka.com.my/promotion | T&C Apply




SUZUKA® TEXTURE COATING



EDITION
 02

WALL FINISH PROFESSIONALS
 TAIWAN • MALAYSIA • THAILAND



BRICK & STONE VENEER • TEXTURED PAINT • KASTPANEL • ECES • TEXTURE COATING • PEBBLE STONE COATING



suzuka.com.my

Instagram Facebook **suzuka.group** | Hotline : +6012-258 7388

* Photos of the products shown in this catalogue may vary in color due to lighting condition & printing. We suggest you examine actual product samples before ordering.



TEXTURECOATING-E2-2311

**WALL FINISH
 PROFESSIONALS.**

**SINCE
 1977**

**MAGIC GRANITE,
 STONY COAT &
 CERAMIC COAT**

FOR THE EXTERIOR
 & INTERIOR

SUZUKA® TEXTURE COATING



MAGIC GRANITE

- Rougher surface
- With mineral flakes, it brings minor reflective effects, to create extraordinary looks.

STONY COAT

- Rough surface
- With natural stone, to create natural stone look effect.

CERAMIC COAT

- Sandy surface
- Create fine and simple looks.



Application Process

Process	Product Code	Dilution	Packing	Number of Coats	Coating Interval	Consumption (±15%)	Coverage (per drum)	Application Tools
1 Surface Preparation	Surface shall be dry and free from dirt, oil, grease and other contaminants. All cracks or defective substrate shall be repaired with suitable cement filler.							
2 Primer	EMP	Max 5% clean water	1 L 18 L	1	3 hrs	7 – 9 m ² /l	7 – 9 m ² 126 – 162 m ²	Roller or Brush
3 Texture Coat	MGM	-	25 kg	1 – 2	24 hrs	4.2 – 5.0 kg/m ²	5 – 6 m ²	Spray Gun (Nozzle 8 mm)
	NSC	-	25 kg	1 – 2	24 hrs	4.2 – 5.0 kg/m ²	5 – 6 m ²	Spray Gun (Nozzle 6.5 mm)
	TC	-	25 kg	1 – 2	24 hrs	3.0 – 3.6 kg/m ²	7 – 8 m ²	Spray Gun (Nozzle 5 mm)
4 Top Coat	FSI	-	1 L 15 L	1 – 2	-	8 – 10 m ² /l/coat	8 – 10 m ² 120 – 150 m ²	Roller or Brush

Primer Colours

1 EMP White	EMP-01-WH	3 EMP Dark Yellow	EMP-03-DY	5 EMP Dark Red	EMP-05-DR	7 EMP Light Grey	EMP-07-LG
2 EMP Light Yellow	EMP-02-LY	4 EMP Light Red	EMP-04-LR	6 EMP Dark Brown	EMP-06-DB	8 EMP Dark Grey	EMP-08-DG

SUZUKA® SPRAY GUN



Features & Benefits:

- Consistent spray pressure
- Easy maintenance
- Easy to clean
- Easy to control
- Exchangeable nozzle
- No replacement parts required
- Made in Taiwan



Spray Gun
1 pc

Air Nozzle
3 pcs

Material Nozzle
3 pcs

Nozzle Code	A1	A2	A3	M1	M2	M3
Diameter	1.5mm	2.0mm	2.5mm	5.0mm	6.5mm	8.0mm
Suitable for :	-	NSC	MGM/TC	TC	NSC	MGM



SUZUKA® PRIMER (EMP) Features & Benefits

- Protects against alkaline and efflorescence.
- Excellent adhesion on masonry substrate.
- Water based, non-hazardous, low odor, non-toxic, formaldehyde and heavy metal free.

SUZUKA® TOP COAT (FSI CLEAR) Features & Benefits

- Protects against weather and ultraviolet damage.
- Provides dirt and stain resistance.
- Protects against fungus and algae growth.
- Low sheen and preserves original color.
- Water based, low odor, non-hazardous, non-toxic, formaldehyde and heavy metal free.
- Easy to apply – prevents uneven appearance when dried.

SUZUKA® WALL SEALER PRO

“ Make your
wall finishes
last longer! ”



Superior primer for concrete, skimmed or masonry surfaces.

This sealer that has good substrate penetration abilities to increase adhesion of product to prevent chalking or peeling off. It has excellent alkaline resistance properties that can prevent efflorescence. It is an ideal base coat for any SUZUKA® or any wall finish products.

Packing Size:

1L 5L 20L

Coverage	Drying Time (hour)		
6.5 - 8.5 m²/l/coat	Surface Dry : 1	Hard Dry : 5	Recoating : 5
	Substrate Temperature: 23°C - 26°C		

Suitable for:

- Masonry wall
- Brickwork
- Plaster
- Skimmed Coat
- Asbestos free substrate

Features:

- Excellent alkaline resistance to prevent efflorescence.
- Good for new walls and repainting.
- Prevents skim coat from chalking & peeling off.
- Extremely good penetration.
- Excellent adhesion.
- Exterior and interior use.
- Applicable with brush, roller or spray gun.

Airless Spray	Nozzle 1.8 - 2.0 mm	Spray Angle Degree 65° - 80°	Pressure 210 psi/150kg/cm²
------------------	------------------------	---------------------------------	-------------------------------



MAGIC GRANITE

With the multi-tone combination of brilliant inorganic mineral flakes, a natural and coarse, yet exquisite granite look is created.

Packing Data:

Primer (EMP)	Texture Coat	Topcoat (FSI)
1L	25kg	1L

Coverage: **5-6** m²





MGM-322



MGM-323



MGM-321



MGM-315



MGM-319



MGM-317



MGM-324



MGM-310



MGM-303



MGM-305



MGM-318



MGM-307



MGM-301



MGM-311



MGM-309



MGM-302



MGM-308



MGM-320



MGM-312




MGM-304



MGM-313



MGM-325



MGM-326



MGM-327



MGM-328



MGM-329



MGM-330



MGM-331



MGM-332



MGM-333



MGM-334



MGM-335



MGM-336






MGM-337



MGM-338



MGM-339





STONY COAT

Using a combination of color sands, SUZUKA® Stony Coat crafts the authentic effects of natural stones. Its granular surface gives the wall a bold and prominent finish.

Packing Data:

**Primer
(EMP)**

1_L


**Texture
Coat**

25_{kg}

**Topcoat
(FSI)**

1_L

Coverage: 5-6 m²



NSC-601



NSC-606



NSC-620



NSC-607



NSC-622



NSC-623




NSC-608



NSC-609



NSC-621





NSC-602



NSC-605



NSC-604



NSC-603



NSC-610



NSC-619



NSC-612



NSC-611



NSC-614



NSC-616



NSC-617



NSC-618



CERAMIC COAT

The blend of fine grandeur color sands forms a suave and refined texture, giving the walls an elegant and graceful outlook.

Packing Data:

**Primer
(EMP)**

1L

**Texture
Coat**

25kg

**Topcoat
(FSI)**

1L

Coverage: 7-8 m²



TC-704



TC-706



TC-705



TC-725




TC-726



TC-722



TC-723



TC-724



TC-727



TC-717



TC-718



TC-721



TC-702




TC-703



TC-709



TC-701



TC-707



TC-719



TC-708



TC-711



TC-710



TC-716



TC-713



TC-715