

*Cnap & Win!*  
**iPad Pro**  
 Check out our contest!  
[suzuka.com.my/promotion](http://suzuka.com.my/promotion) | T&C Apply



**WALL FINISH PROFESSIONALS**  
 TAIWAN • MALAYSIA • THAILAND



BRICK & STONE VENEER • TEXTURED PAINT • KASTPANEL • ECES • TEXTURE COATING • PEBBLE STONE COATING

**suzuka.com.my**  
**suzuka.group** | **Hotline : +6012-258 7388**

**LINNEN-E1.2-2309**

\* Photos of the products shown in this catalogue may vary in color due to lighting condition & printing. We suggest you examine actual product samples before ordering.



*Strato.*  
**LINNEN**  
 INTERIOR  
 TEXTURED  
 PAINTS



EDITION  
**1.2**



# Strato: LINNEN

Matte  
& grainy

• **INTERIOR USE ONLY**  
Recommended for areas  
larger than 100 sqf.

# STL

STL 901 – 913

Linnen is designed to add depth, quality and character to any room, it creates a rich look that is also subtle and soft on the eyes. Not only does our texture paint add an aesthetic element to your walls, it also provides a practical benefit by hiding imperfections and flaws.

Made from high-quality materials, our texture paint is available in a range of colors, allowing you to achieve the perfect look for your space. Our paint is also easy to apply, making it the perfect choice for both professional painters and DIY enthusiasts.

## Appearance

Low Sheen			High Sheen
Smooth Texture			Rough Texture
Matte			Metallic

## Features

\* Interior use only.



Low VOC  
& Odor



Green Choice, Water  
Based & Eco-friendly



Formaldehyde  
& Lead Free



Crack  
Resistant



Anti-chalking &  
Efflorescence



Easy Application  
& DIY Friendly



Applicable  
on Ceiling



Easy to  
Touch Up



Easy  
Maintenance



Matte  
Finishing



**STL-901**  
Ivory Cream

STL-901

IVORY  
CREAM

**STL-903** ▶  
Sandy Beige


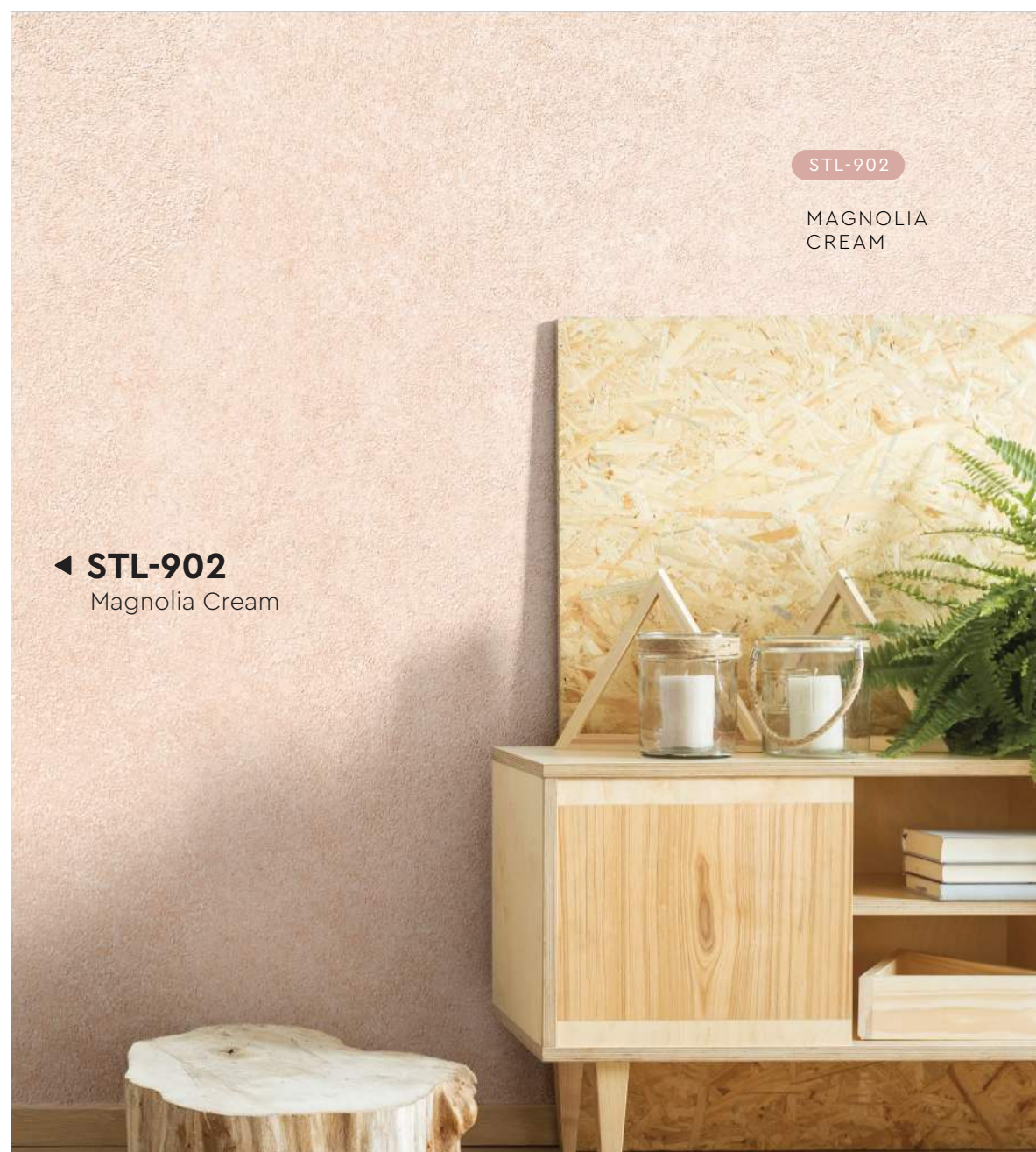

STL-902

MAGNOLIA  
CREAM

STL-903

SANDY  
BEIGE

◀ **STL-902**  
Magnolia Cream







STL-904  
RIVER  
GREY



▲ **STL-904**  
River Grey




▲ **STL-905**  
Fog Grey



STL-906  
FROST  
GREY

**STL-906 ▶**  
Frost Grey




STL-905  
FOG  
GREY



▲ **STL-907**  
Thunder Grey

STL-907  
THUNDER  
GREY





◀ **STL-908**  
Smokey Grey

STL-908  
SMOKEY  
GREY

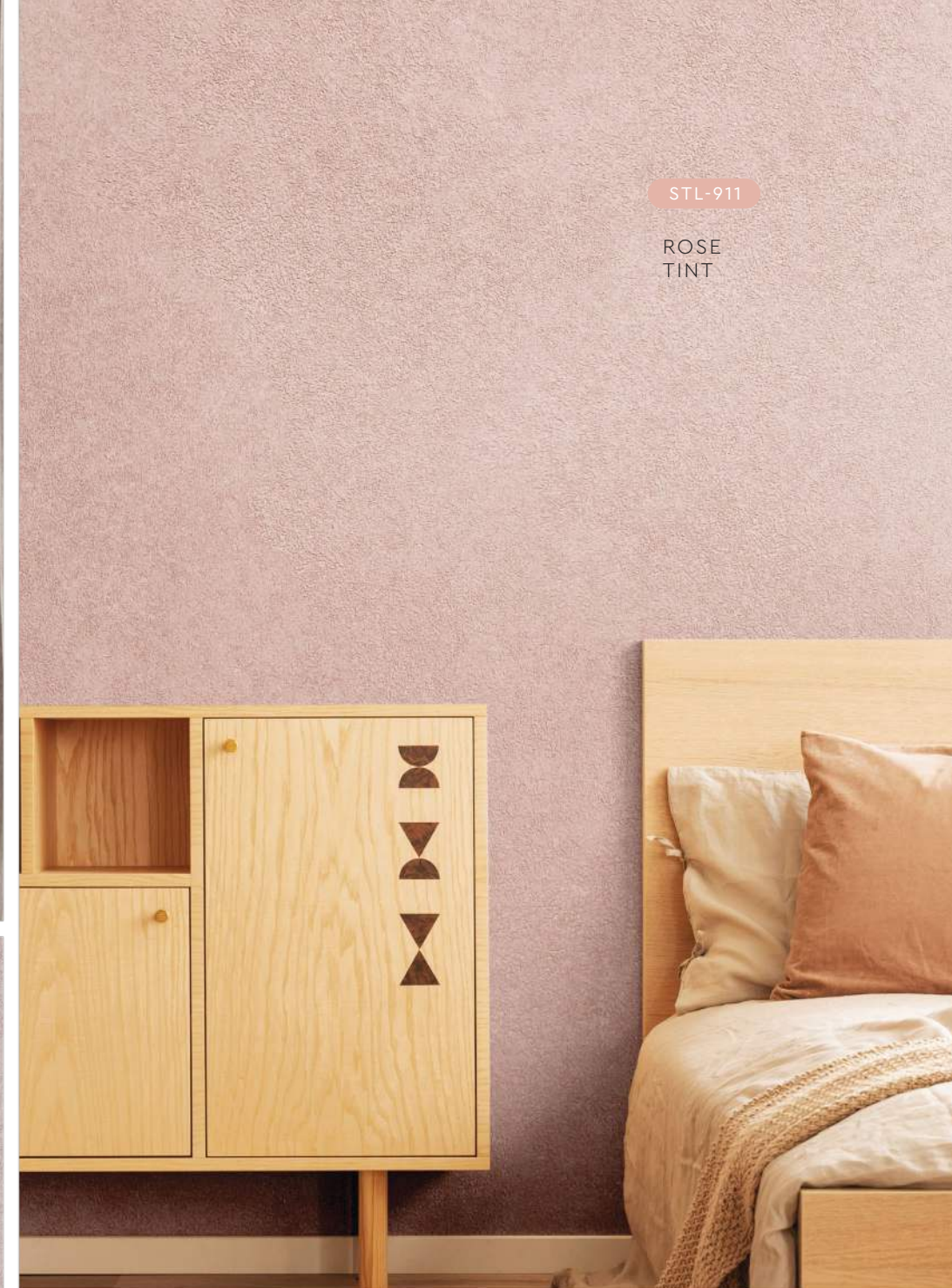


▲ **STL-909**  
Lead Grey



STL-909  
LEAD  
GREY



STL-910  
TAUPE  
CREPE



STL-911  
ROSE  
TINT



▲ **STL-910**  
Taupe Crepe

▲ **STL-911**  
Rose Tint





STL-912

BURNT  
ORANGE



▲ **STL-912**  
Burnt Orange



STL-913

CRAFT  
GREY



▲ **STL-913**  
Craft Grey


## Application Technique

APPLICATION VIDEO



Preparation:

- Cover the edges of surface that won't be painted by masking it with tape, paper or plastic.
- Clean up the wall surface to ensure it is free from dirt and dust.

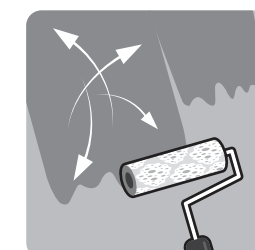


### 1 Primer

Roll 2 layers of primer on the entire surface. Allow 30 minutes to dry between the layers.

(The primer can be diluted with maximum 5% of clean water)

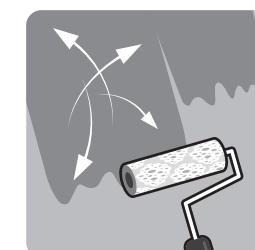
Tool: Paint Roller



### 2 Texture Coat

#### Texture Coat (First Layer)

Roll texture coat randomly on the surface. Ensure the whole surface is covered. Let dry.



#### Texture Coat (Second Layer)

Roll second layer of texture coat randomly on the surface. Let dry.

Tool: Linnen Texture Roller

#### IMPORTANT:

Color may vary on application technique & amount of material used.



## Packing Data

1 L	Primer
2 L	Texture Coat

Coverage  
(per set)

9 – 10 sqm  
(Application on Wall & Ceiling)

\* Linnen Texture Roller is sold separately

Tools:



Paint  
Roller



Linnen  
Texture Roller