



WIN*
RM1,000!

Join our photo contest now!
*T&C Apply More info: suzuka.com.my/promotion




WALL FINISH PROFESSIONALS

TAIWAN • MALAYSIA • THAILAND

MONOKrete

EXTERIOR CEMENT TEXTURED PAINTS



BRICK & STONE VENEER • TEXTURED PAINT • KASTPANEL • ECES • TEXTURE COATING • PEBBLE STONE COATING



suzuka.com.my

  **suzuka.group** | Hotline : +6012-258 7388

* Photos of the products shown in this catalogue may vary in color due to lighting condition & printing. We suggest you examine actual product samples before ordering.



MONOKRETE-E2-2306



EDITION
02

MONOKrete

EXTERIOR CEMENT TEXTURED PAINTS

Create that everlasting look with our MONOKrete Texture Paint.

Whether you are going for the industrial, scandinavian, contemporary or minimalistic style, MONOKrete can complete the look.

Features



Low VOC & Odor



Easy Application
& DIY Friendly



Easy Maintenance



Formaldehyde
& Lead Free



Anti-chalking
& Efflorescence



Easy to Touch Up



Green Choice,
Water Based
& Eco-friendly



Interior & Exterior
Application



Matte Finishing



Silver Grey | **MCT-601**



Shark Grey | **MCT-603**



Granite Grey | **MCT-604**



Iron Grey | **MCT-605**



Charcoal Grey | **MCT-606**






Metal Grey | **MCT-607**



Shadow Grey | **MCT-608**



MCT-607 METAL GREY



MCT-641 CLOUDY GREY




Cloudy Grey | **MCT-641**

MCT-642 MUSHROOM BEIGE



Mushroom Beige | MCT-642



Hazel Wood | MCT-643



Brocade Blue | MCT-646



MCT-646 BROCADE BLUE



MCT-650 ROSY MAUVE



Rosy Mauve | MCT-650




Herbal Garden | MCT-654

APPLICATION TECHNIQUE



APPLICATION VIDEO

Preparation: - Cover the edges of surface that won't be painted by masking it with tape, paper or plastic.
- Clean up the wall surface to ensure it is smooth, flat and free from dirt or dust.



1 PRIMER

Roll 2 layers of primer on the entire surface.
Allow 30 minutes to dry between the layers.
(The primer can be diluted with maximum 5% of clean water)


Tool: Roller



2 SANDING

Sand the entire surface in circular motion to ensure the surface is smooth.

Tool: 600 Grit Sand Paper



3 TEXTURE COAT

Scrape texture coat randomly to create pattern. Ensure the whole surface area is covered. Then apply second layer.

Tool: Stainless Steel Trowel

(use a larger trowel for a larger pattern, a smaller trowel for smaller pattern)



4 SANDING (OPTIONAL)

Sand the entire surface in circular motion to enhance the pattern.

Tool: 600 Grit Sand Paper



5 TOPCOAT

Apply MCT-Top 5 on entire surface. Use semi dry roller to absorb any excess material on the surface to prevent unevenness.

Tool: Roller

IMPORTANT: Color may vary on application technique & amount of material used.


Tools:



Roller



Trowel / Scraper



Sand Paper (600 Grit)

PACKING DATA

1 L	Primer
1 L	Texture Coat
0.8 L	Topcoat (MCT-Top 5)

Coverage
per set

6 - 7
sqm

