

10 YEARS WARRANTY
STRATO®



STRATO®
ISOLA

EDITION
1.1



SCI-105

Matte & grainy

INTERIOR TEXTURED PAINTS

10 YEARS WARRANTY



Grab & Win!
iPad Pro

Check out our contest!
suzuka.com.my/promotion | T&C Apply

Free
Product
Training

For All Industry
Professionals
suzuka.com.my/career-training

WALL FINISH
PROFESSIONALS.

SINCE
1977



suzuka.com.my

f @ t suzuka.group ☎ +6012-258 7388



All images included in this catalog are for visual reference only.
Actual product may have a slight color difference due to variations in printing processes or digital viewing settings. We suggest you examine actual product samples before ordering.



ISO 9001
ISO 14001
ISO 45001
CERTIFIED



STRATO ISOLA-E1.1-2602

STRATO ISOLA

A lightly textured coating with a soft, grainy feel that brings warmth and dimension to any surface. Its refined roughness adds visual interest while maintaining a clean, sophisticated look.



Appearance

Low Sheen	● ● ● ● ●	High Sheen
Smooth Texture	● ● ● ● ●	Rough Texture
Matte	● ● ● ● ●	Metallic

Features



Low VOC
& Odor



Green Choice, Water
Based & Eco-friendly



Anti-chalking &
Efflorescence



For the
Interior



Formaldehyde
& Lead Free



Easy Application
& DIY Friendly



Applicable
on Ceiling



Matte
Finishing



Easy to
Touch Up



Easy
Maintenance

Lighting Color Influence

Lighting color dramatically influences how a paint color appears by adding a layer of color to the surface, altering its perceived warmth, coolness, and vibrancy.

Cool Light

Neutral Light

Warm Light

STRATO® INTERIOR TEXTURED PAINT



Elevate your walls—and your peace of mind —with our newly launched **10-year warranty** on Strato textured paint

Designed to deliver long-lasting character and unmatched durability, this warranty reflects our confidence in the **premium quality** of our paint.

What it Covers?

Protection against **peeling, cracking, and fading**, ensuring your finish remains vibrant and intact for a **full decade**.

Why it Matters?

Textured finishes transform ordinary surfaces into statement features. With this warranty, you can enjoy that rich, tactile aesthetic worry-free — **no frequent touch-ups or repairs needed**.


A hassle-free, protected investment in your space — offering both **visual appeal** and **reliable performance**.



SCI-100-T Powder White (Topcoat)



SCI-100-N Powder White (No Topcoat)



SCI-101-T Cornsilk White (Topcoat)



SCI-101-N Cornsilk White (No Topcoat)



SCI-102-T Pebble White (Topcoat)



SCI-102-N Pebble White (No Topcoat)

Topcoat application may affect the finished coating.
The colour may appear slightly darker.



SCI-102 Pebble White



All color shown are as close to the actual Suzuka® Strato® colors as modern printing techniques permit, nonetheless, there are still color/tone differences.

We highly recommend seeing actual samples before ordering.



SCI-111 Vanilla Froth

SCI-104 Nimbus Grey



SCI-109 Mauve Tint



All color shown are as close to the actual Suzuka® Strato® colors as modern printing techniques permit, nonetheless, there are still color/tonne differences.

We highly recommend seeing actual samples before ordering.



SCI-107 Koala Grey



SCI-103-T Serene Grey (Topcoat)



SCI-103-N Serene Grey (No Topcoat)



SCI-104-T Nimbus Grey (Topcoat)



SCI-104-N Nimbus Grey (No Topcoat)



SCI-105-T Mushroom Grey (Topcoat)



SCI-105-N Mushroom Grey (No Topcoat)



SCI-106-T Concrete Grey (Topcoat)




SCI-106-N Concrete Grey (No Topcoat)

Topcoat application may affect the finished coating.
The colour may appear slightly darker.




SCI-107-T Koala Grey (Topcoat)

SCI-107-N Koala Grey (No Topcoat)



SCI-108-T Lily Ivory (Topcoat)

SCI-108-N Lily Ivory (No Topcoat)



SCI-109-T Mauve Tint (Topcoat)

SCI-109-N Mauve Tint (No Topcoat)



SCI-110-T Washed Petals (Topcoat)

SCI-110-N Washed Petals (No Topcoat)



All color shown are as close to the actual Suzuka® Strato® colors as modern printing techniques permit, nonetheless, there are still color/tone differences.

We highly recommend seeing actual samples before ordering.

SCI-108 Lily Ivory



SCI-111 Vanilla Froth & **SCI-114** Desert Tan





SCI-102 Pebble White & **SCI-106** Concrete Grey

Topcoat application may affect the finished coating.
The colour may appear slightly darker.

SCI-112 Crochet Cream



SCI-114 Desert Tan



SCI-111-T Vanilla Froth (Topcoat)



SCI-111-N Vanilla Froth (No Topcoat)



SCI-112-T Crochet Cream (Topcoat)



SCI-112-N Crochet Cream (No Topcoat)



SCI-113-T Oak Beige (Topcoat)



SCI-113-N Oak Beige (No Topcoat)



SCI-114-T Desert Tan (Topcoat)




SCI-114-N Desert Tan (No Topcoat)




All color shown are as close to the actual Suzuka® Strato® colors as modern printing techniques permit, nonetheless, there are still color/tone differences.

We highly recommend seeing actual samples before ordering.




SCI-115-T Nutmeg Powder (Topcoat)

SCI-115-N Nutmeg Powder (No Topcoat)



SCI-116-T Robust Orange (Topcoat)

SCI-116-N Robust Orange (No Topcoat)



SCI-117-T Graphite Grey (Topcoat)

SCI-117-N Graphite Grey (No Topcoat)

Topcoat application may affect the finished coating.
The colour may appear slightly darker.



SCI-117 Graphite Grey



SCI-115 Nutmeg Powder



All color shown are as close to the actual Suzuka® Strato® colors as modern printing techniques permit, nonetheless, there are still color/tone differences.

We highly recommend seeing actual samples before ordering.



SCI-116 Robust Orange



Application Instructions

Preparation:

- Surface shall be dry and free from dirt, oil, grease and foreign matters.
- Surface unevenness, cracks or any defects shall be repaired & treated.

IMPORTANT:

Color may vary on application technique & amount of material used.

Dilution Guide:

Primer : Max 3% of clean water
Texture : Do not dilute.



1 Primer

Roll 1 – 2 layers of Strato sand primer on the surface.
Allow it to dry for at least 4 hours.
(The primer can be diluted with maximum 3% of clean water)

Tool: Roller



2 Texture Coat

Using a plastic trowel, apply a thin layer (approx. 0.5 - 1.0 mm thick) of texture coat onto the primed surface.
(Do not dilute the texture coat with water or any solvents)

(1) Randomly dab an adequate amount of texture paint onto the surface.
(2) Scrape the surface randomly to create a subtle unevenness of texture effect.
(3) Let the surface to completely dry for 4 – 6 hours.

Repeat the steps for a **second layer** to enhance the texture effects.

Tool: Plastic Trowel



3 Topcoat Optional

Apply a layer of topcoat (SR-Top 6) onto the surface and let dry.

Topcoat application may affect the finished coating.
The colour may appear slightly darker

Tool: Roller



Tools: Roller, Plastic Trowel.



SCI-104 Nimbus Grey

PACKING



Packing	Material	Coverage (±5%)
3.8L set	1L Strato Sand Primer	7 - 9 sqm
	2L Texture Coat	6 - 8 sqm
	0.8L Topcoat (SR-Top 6)	8 - 10 sqm
15.2L set	4L Strato Sand Primer	28 - 36 sqm
	8L Texture Coat	24 - 32 sqm
	3.2L Topcoat (SR-Top 6)	32 - 40 sqm
WITHOUT TOPCOAT		
3L set	1L Strato Sand Primer	7 - 9 sqm
	2L Texture Coat	6 - 8 sqm
12L set	4L Strato Sand Primer	28 - 36 sqm
	8L Texture Coat	24 - 32 sqm

*Strato® Isola packing set is available for option with topcoat or without topcoat

SUZUKA®

WALL SEALER PRO

“ Make your wall finishes last longer! ”

Superior primer for concrete, skimmed or masonry surfaces.

This sealer that has good substrate penetration abilities to increase adhesion of product to prevent chalking or peeling off. It has excellent alkaline resistance properties that can prevent efflorescence. It is an ideal base coat for any SUZUKA® or any wall finish products.

Coverage	Drying Time (hour)		
6.5 - 8.5 m ² /l/coat	Surface Dry : 1	Hard Dry : 5	Recoating : 5
	Substrate Temperature: 23°C - 26°C		

- Suitable for:

 - Masonry wall
 - Brickwork
 - Plaster
 - Skimmed Coat
 - Asbestos free substrate
- Features:

 - Excellent alkaline resistance to prevent efflorescence.
 - Good for new walls and repainting.
 - Prevents skim coat from chalking & peeling off.
 - Extremely good penetration.
 - Excellent adhesion.
 - Exterior and interior use.
 - Applicable with brush, roller or spray gun.

Airless Spray	Nozzle 1.8 - 2.0 mm	Spray Angle Degree 65° - 80°	Pressure 210 psi/150kg/cm ²
---------------	---------------------	------------------------------	--